

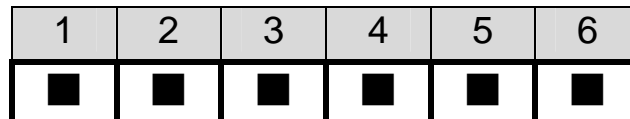
IP-3S2-RS-R40

3-Slot Backplane with 1 PCI Bus User Manual Ver. 4.0

1. P8, P9: AT Power Connector

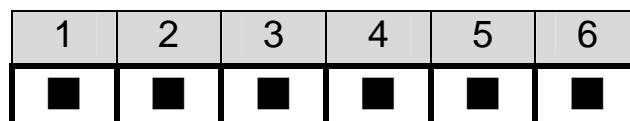
P8:

Pin	Description
1	PWRGD
2	+5V
3	+12V
4	-12V
5	GND
6	GND



P9:

Pin	Description
1	GND
2	GND
3	-5V
4	+5V
5	+5V
6	+5V



2. CN1, CN5: Fan Connector

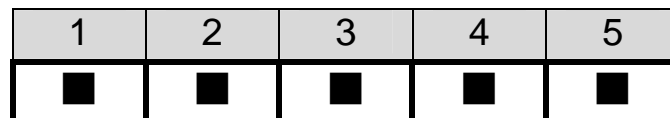
Pin	Description
1	GND
2	+12V
3	NC



3 2 1

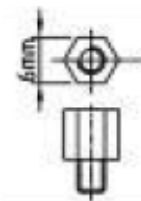
3. CN4: Voltage Connect

Pin	Description
1	+5V
2	-5V
3	-12V
4	+12V
5	GND



4. Notice:

- a. Recommend to use 6mm width spacer to install



- b. Torsion must less than 6lb-inch

5. Dimension:

