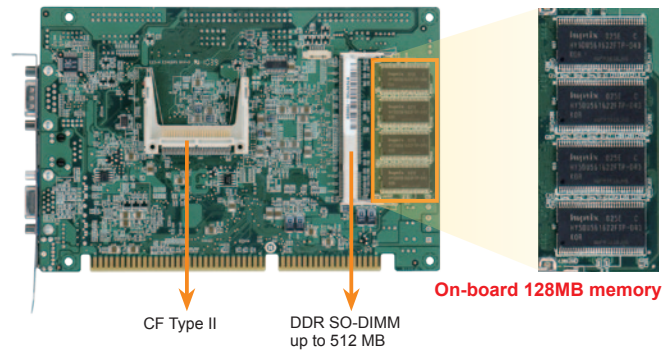

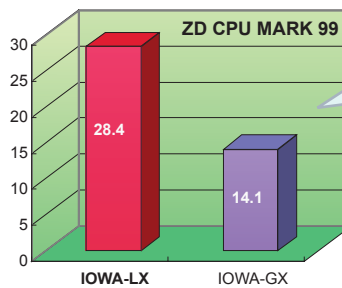


## IOWA-LX

Half-size Pure ISA CPU Card with On-board AMD Geode™ LX600 Processor (366 MHz), 128KB L2 cache, On-board 128MB Memory, VGA, LAN, USB 2.0, CF, COM, LPT, Audio and RoHS



## Performance Comparison Chart



IOWA-LX platform can easily replace the IOWA-GX platform without any impact to the system for increased levels of performance.

## Specifications

- ◆ CPU  
On-board AMD Geode™ LX600 processor (366 MHz), 128KB L2 cache
- ◆ Chipset  
AMD Geode™ CS5536
- ◆ BIOS  
Award BIOS
- ◆ Memory  
On-board 128MB (max.) 200/266 MHz DDR SDRAM supported  
One 200-pin 512MB (max.) 200/266 MHz DDR SDRAM supported
- ◆ Graphics Engine  
VGA integrated in the AMD Geode™ LX600
- ◆ Display Output  
Single HD VOP 2.0 output  
1920x1440 CRT output  
1600x1200 TFT output
- ◆ Super I/O  
Winbond W83627EHG
- ◆ I/O interface
 

1 x CF Type II	1 x LPT
1 x FDD	1 x PS/2 KB/MS
1 x IDE	1 x RS-422/485
1 x IrDA	2 x RS-232
- ◆ 2 x SATA with RAID 0/1 function supported (IOWA-LX-600S-R10 only)
- ◆ 4 x USB 2.0 (by pin-header)
- ◆ Ethernet  
10/100Mbps Realtek RTL8100C Ethernet controller
- ◆ Audio  
Realtek ALC203 with AC'97 codec
- ◆ Expansion Bus  
ISA bus supported via golden finger
- ◆ Digital I/O  
8-bit digital I/O
- ◆ WDT  
Software programmable supports 1~255 sec. system reset
- ◆ FAN connector  
1x 3-pin fan connector (smart fan)
- ◆ Power supply  
5V/12V via ISA bus, AT/ATX mode supported
- ◆ Power Consumption  
5V@1.51A, 5VSB@0.09A  
(On-board AMD Geode™ LX 600 CPU 366 MHz with 128MB 200 MHz on-board DDR memory and 512MB 333 MHz DDR memory)
- ◆ Operating Temperature  
-10°C ~ 60°C
- ◆ Storage Temperature  
-20°C ~ 70°C
- ◆ Operating Humidity  
5% ~ 95%, non-condensing
- ◆ Weight  
GW: 1.0kg/NW: 250g



## Features

- ISA CPU card with on-board AMD Geode™ LX600 processor (366 MHz), 128KB L2 cache
- Flexible on-board DDR SDRAM and one SO-DIMM slot
- Enhanced TTL, RS-232, RS-422/485 and USB 2.0 interfaces for extended connectivities
- IEI One Key Recovery solution allows you to create rapid OS backup and recovery

## Packing List

1 x IOWA-LX-600 single board computer
1 x Audio cable (P/N: 19800-000111-RS)
1 x IDE flat cable (P/N: 32225-002000-200-RS)
1 x KB/MS Y cable (P/N: 32006-000300-100-RS)
1 x USB cable (P/N: 19800-003100-300-RS)
1 x Mini jumper pack
1 x One Key Recovery CD
1 x QIG (Quick Installation Guide)
1 x Utility CD

## Ordering Information

Part No.	Description
IOWA-LX-600-R10	Half-size pure ISA CPU card with on-board AMD Geode™ LX600 processor (366 MHz), 128KB L2 cache, on-board 128MB memory VGA, LAN, USB 2.0, COM, CF, LPT, audio and RoHS
IOWA-LX-600S-R10	Half-size pure ISA CPU card with on-board AMD Geode™ LX600 processor (366 MHz), 128KB L2 cache, on-board 128MB memory VGA, LAN, USB 2.0, SATA, CF, COM, LPT, audio and RoHS
19800-000049-RS	LPT cable
19800-004400-200-RS	RS-232/422/485 cable
32000-062800-RS	SATA cable
32200-000017-RS	FDD cable