

12.1" XGA AFOLUX Panel PC

AFL-12A-N270

Intel® Atom™ N270 1.6GHz Processor

AFL-12A-N26

Intel® Atom™ N2600 1.6GHz Processor



Features

- 12.1" TFT LED backlight LCD with resistive touch screen
- Fanless cooling system
- 9V~28V wide range DC power input (for Intel® N2600 platform)
- Selectable AT/ATX power mode through the switch inside the chassis
- One CompactFlash® slot
- IP 64 compliant front panel
- IEI One Key Recovery solution allows you to create rapid OS backup and recovery (Suggest over 4GB storage capacity)

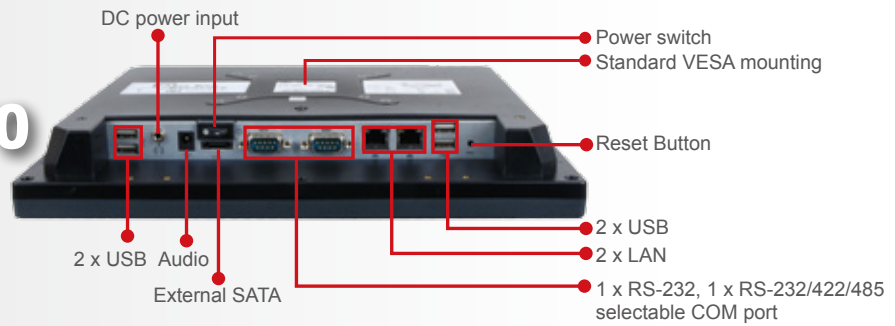


Specifications


Model	AFL-12A-N270	AFL-12A-N26
LCD Size	12.1"	
Max Resolution	1024 x 768	
Brightness (cd/m ²)	500	
Contrast Ratio	700 : 1	
LCD Color	262K	
Pixel Pitch (mm)	0.240 (H) x 0.240 (V)	
Viewing Angle (H-V)	160° / 160°	
Backlight MTBF	50000 (LED Backlight)	
SBC Model	AFLMB-945GSE-N270-R10	AFLMB-CV-N2600-R10
CPU	Intel® Atom™ processor N270 1.6GHz CPU	Intel® Atom™ N2600 dual core 1.6 GHz CPU
Chipset	Intel® 945GSE + ICH7M	Intel® NM10
RAM	Supports one 400MHz or 533MHz DDR2 SO-DIMM (Max. 2GB)	One 800 MHz 204-pin DDR3 SO-DIMM slot (Max. 2GB) pre-installed with 2GB
I/O Ports	1 x RS-232 COM Port 1 x RS-232/422/485 COM Port 2 x RJ-45 for Giga LAN 4 x USB 2.0 1 x Power Switch 1 x Reset Button 1 x External SATA 1 x Audio Port 1 x Power Jack	1 x 9-28V lockable DC Jack 1 x RJ-45 for RS-232 1 x RS-232/422/485 1 x VGA 2 x GbE LAN 4 x USB 2.0 1 x Power switch 1 x Reset button 1 x AT/ATX switch 1 x Line out
Storage	CF Type II	mSATA
Watchdog Timer	Software programmable supports 1~255 sec. system reset	
Audio	AMP 1.5W + 1.5W (internal speaker)	AMP 2W + 2W (internal speaker)
Wireless Connection	1 x Wireless LAN 802.11b/g/n Module (internal PCIe Mini card interface)	1 x Wireless LAN 802.11b/g/n Module (internal PCIe Mini card interface) Telec certified
Drive Bay	1 x 2.5" SATA HDD bay	1 x 2.5" SATA HDD & 1 x mSATA SSD
Construction Front Panel	ABS + PC Plastic front frame	
LED Function	1 x Power on/off LED on front panel	
Mounting	Panel, Wall, Rack, Stand and Arm VESA 75mm x 75mm / 100mm x 100mm	
Front Panel Color	Gray 7539U	
Dimensions (WxHxD) (mm)	304 x 246 x 50	
Operation Temperature (°C)	0°C ~40°C with SATA HDD -10°C ~50°C with CF Card or SATA interface 2.5" SSD HDD	-10°C~50°C
Storage Temperature (°C)	-20°C ~ 60°C	
N/G Weight	1.8 Kg	
IP Level	IP 64 compliant front panel	
Safety & EMC	CE / FCC	
Touch Screen	5-wire resistive type (touch controller IC is on board)	
Power Adapter	P/N: 63040-010060-130-RS 60W Power Adapter (Meet PSE) Input: 90VAC~264VAC, 50/60Hz Output: 12VDC	P/N: 63040-010060-120-RS 60W Power Adapter (Meet PSE) Input: 90VAC~264VAC, 50/60Hz Output: 12VDC
Power Requirement	12VDC	9-28V DC
Power Consumption	32W	32W

Fully Integrated I/O

AFL-12A-N270

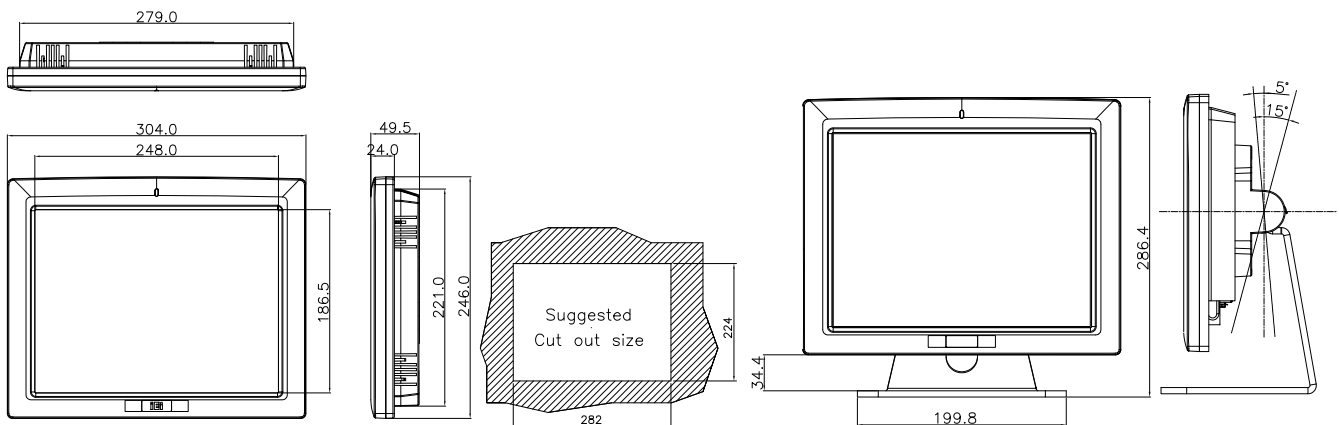


AFL-12A-N26



AFL-12A

Dimensions (Unit: mm)



Ordering Information

Part Number	Description
AFL-12A-N270/R/1G-R24	12.1" 500 cd/m ² , XGA fanless panel PC with Intel® Atom™ N270 1.6GHz, 802.11b/g/n wireless module, capitalize touch screen, 1GB DDR2 533MHz, R24
AFL-12A-N26/R/2G-R11	12.1" 500cd/m ² , XGA fanless panel PC with Intel® Atom™ cedarview N2600 dual core 1.6GHz, 802.11b/g/n wireless module, touch screen, 2GB DDR3, R11

Options

Model	AFL-12A-N270	AFL-12A-N26
Panel Mounting Kit	AFLPK-12	
Wall Mounting Kit	AFLWK-12	
Rack Mounting Kit	AFLRK-12	
Arm	ARM-11-RS / ARM-31-RS	
Stand	STAND-A12-RS/STAND-100-RS	STAND-A12-RS / STAND-100-RS
VSTAND	VSTAND-A12	
9~30VDC to 12VDC Converter Module	IDD-930160-KIT	
OS: Win CE 5.0 (128 MB CF card)	--	--
OS: Win XPE (1 GB CF card)	AFLCF-07-N270-XPE-R24	AFL-W07-N26-XPE-R11*
OS: Win 7 Embedded (4 GB CF card or CD-ROM)	AFLCF-07-N270-WES7E-R24	AFL-W07-N26-WES7E-R11*
Magnetic Stripe Reader	AFLP-12AMSR-U	
DC 12V Input UPS	AUPS-A10-R10 (7.4V 3800mAH)	
DC 9~36V Input UPS	AUPS-A20-R10 (7.4V 3800mAH)	
Bluetooth V2.0+EDR	AFL-BT-KIT03-R10	AFL-BT-KIT01-R10
DC jack to terminal block power converter cable	32002-005500-100-RS	

ISMM Supported Functions

	Voltage	Fan	Smart Fan	Temperature	DIO	WDT	Cash Drawer
AFL-12A-N270	V			V		V	
AFL-12A-N26	V			V		V	

Packing List

Item	Part Number	Q'ty	Specification
Screw Pack	44013-030041-RS	4	M3; 5mm
Power Adpater	63000-FSP036RAB608-RS 63040-010060-120-RS 63040-010060-130-RS	1	90~264V AC; 12V DC; 36W (for LX) (Meet PSE) 90~264V AC; 12V DC; 60W (for N2600) (Meet PSE) 90~264V AC; 12V DC; 60W (N270) (Meet PSE)
Power Cord	32000-000002-RS	1	1750mm; European Standard
Utility CD	7B000-000087-RS	1	
Touch Pen	43125-0002C0-00-RS	1	
One Key Recovery CD		1	
RJ45 to RS-232 Transfer Cable	32005-000200-200-RS	1	300MM; RJ45 to RS-232 transfer cable