

Open Frame Selection Guide

Safety (ITE Standard) - CB IEC 60950, UL 60950, CSA C 22.2 No. 60950, TUV EN 60950






Safety (Medical Standard) - CB IEC 60601, UL 60601, CSA C 22.2 No. 60601, TUV EN 60601

EMI - Meets EN 55022, FCC Part 15, CISPR 22

Meets EN 61000-3-2, EN 61000-3-3 (PFC function)

EMS - Meets EN 55024, EN 61000-4-2/3/4/5/6/8/11

* For detailed specs, please refer to official certification

AC Input												
Product	Model No.	Watt AT/ATX PFC	Input Range Voltage	Output Current Range					Efficiency	Operating Temperature	Safety	Dimensions (mm)
				+5 V	+12 V	-5 V	-12 V	+5 Vsb				
	Medical ACE-713APM	130W ATX PFC	85 ~ 264 VAC	10 A (0.2 A min.)	6 A		0.5 A	0.5 A	80%	-20°C ~ 70°C	CB UL TUV CCC CE	152.4 x 89 x 39
	ACE-890A	86W AT -	85 ~ 264 VAC	10 A	2.5 A		0.5 A		70%	0°C ~ 50°C	CSA CE	152.4 x 89 x 39
	ACE-870A	70W AT -	85 ~ 264 VAC	7 A	2.5 A	0.3 A	0.3 A		70%	0°C ~ 50°C	UL	127 x 81 x 50
	Medical ACE-706AM	60W AT -	90 ~ 264 VAC	3 A	3 A		0.3 A		82%	0°C ~ 70°C	CB UL TUV CCC CE	63.5 x 114.3 x 32.4
DC Input												
	ACE-890C	86W AT -	24 VDC (18 ~ 36 VDC)	10 A	2.5 A		0.5 A		70%	0°C ~ 50°C	UL CSA TUV CE	152.4 x 89 x 39

Open Frame AC Input ATX Type

ACE-713APM

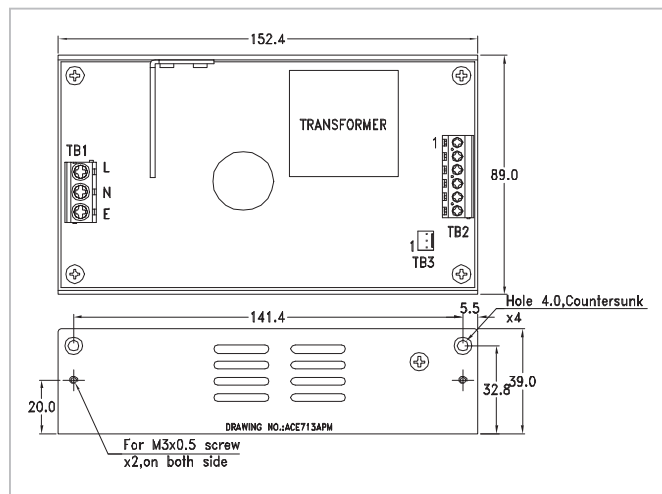
130 W Medical Type ATX Power Supply with PFC



Medical PFC



Dimensions (Unit: mm)



Input Type	85 ~ 264 VAC Full Range					
Input Frequency	47 Hz ~ 63 Hz					
Input Current	2A (RMS)@115VAC, 1A (RMS)@230VAC					
Inrush Current	30A max. for 115VAC, 60A max. for 230VAC					
Output Voltage	+3.3V	+5V	+12V	-5V	-12V	+5Vsb
		10A (0.2A min.)	6A		0.5A	0.5A
Efficiency	80%					
Temperature	Operating: -20°C ~ 70°C (50°C ~ 70°C derating curve) Storage: -40°C ~ 75°C					
MTBF (hrs)	143,000					
Output Connector	5VSB & PS_ON cable					
Dimensions (mm)	152.4 x 89 x 39					

Ordering Information

Part No.	Description
ACE-713APM-RS	130W AC-DC ATX Power Supply with PFC, meets medical standards

Option 1



Embedded Solution

PN: CB-709EB-RS
30 cm DC cable to backplane, with 20-pin ATX, HDD and SATA connectors