


ACE-4520C

200 W 24V DC input 1U ATX Power Supply



High power capacity 200W in 1U size!!
Meets ATX revision 2.0 with 20+4-pin ATX power and SATA


Features

1. High efficiency
2. Low ripple & noise
3. Output overvoltage protection
4. Short circuit protection on all output
5. 100% burn-in under high ambient temperature (50°C)
6. Vacuum-impregnated transformer
7. MTBF: 100K hours at 25°C
8. 100% hi-pot tested
9. Line input fuse protection

Specifications

Input	Voltage	18 ~ 36 VDC input			
	Input Current	15 A (RMS) @ -24 VDC			
	Inrush Current	100 A max. for -24 VDC			
Output	Voltage	Min. Load	Max. Load	Ripple & Noise	
	+5 V	1 A	12 A	50 mV P-P	
	+12 V	0.5 A	15.4 A	120 mV P-P	
	-12 V	0 A	0.5 A	120 mV P-P	
	+3.3 V	0 A	12 A	50 mV P-P	
	+5 Vsb	0 A	2 A	50 mV P-P	
	+3.3V, +5V, +12V total current not exceed 184W				
	Overvoltage Protection	+5 V output: 5.7 V ~ 6.5 V +12 V output: 13.1 V ~ 14.5 V +3.3 V output: 3.7 V ~ 4.1 V			
	Over Circuit Protection	+5 V output: 13.2 V ~ 18 V +12 V output: 17.6 V ~ 24 V +3.3 V output: 13.2 V ~ 18 V			
	Short Circuit Protection	+3.3 V, +5 V, +12 V shut down and latch off			
General Specifications	Output Rise Time	20 ms max.			
	Efficiency	78%			
	MTBF	100,000 hours on max. load at +25°C			
	Temperature	Operating: 0°C ~ 50°C			
		Storage: -20°C ~ 80°C			
	Relative Humidity	5% ~ 95% RH non-condensing			
Output Connector	20+4-pin ATX, 4-pin 12 V CPU, FDD, SATA, 2 x HDD				

PICMG 1.0 Form Factor Backplane

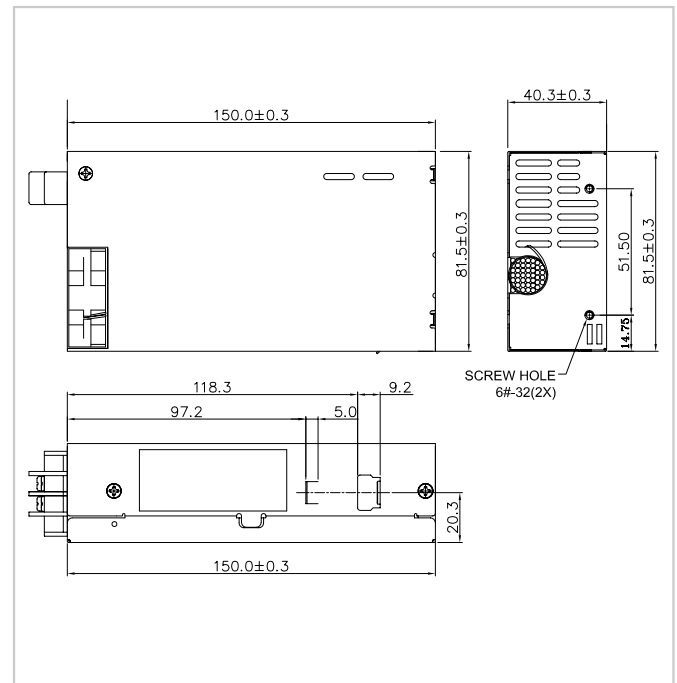


20+4-pin ATX power connector

PICMG 1.3 Form Factor Backplane PE-10S/6S



Dimensions (Unit: mm)



Ordering Information

Part No.	Description
ACE-4520C-RS	200W 24 V DC Input 1U ATX Power Supply