

# DIN-300

GX1-300 DIN/Wall-mount  
PC base controller

# DIN-310

Transmeta Long Run CPU  
base controller


# DIN-320

VIA C3-1G/ EDEN 733  
CPU base controller

## DIN-300



Wall  
Mounting  
Kits




### WAFER-5820-R3

3.5" Embedded SBC GX-1  
300MHz CPU

## DIN-310



DIN  
RAIL  
Mounting




### WAFER-6820-733

3.5" Embedded SBC  
Transmeta TM5800 733MHz  
CPU

## DIN-320



Wall  
Mounting  
Kits



### WAFER-C800EV-1G

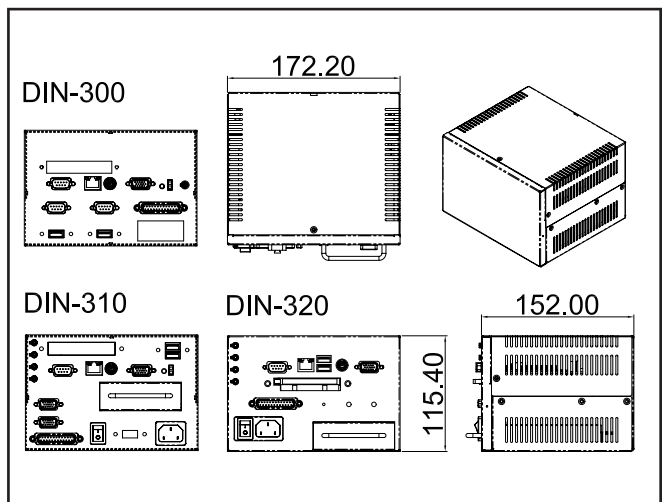
### WAFER-E667EV-733

3.5" Embedded SBC VIA C3  
800 1GHz/EDEN 733MHz CPU

## Specifications

- ◆ Designed to mount on DIN rail or wall-mount application
- ◆ DIN-300 equipped with WAFER-5820-300 GX1-300 Embedded Board
- ◆ DIN-310 equipped with WAFER-6820-733 Transmeta TM5800 Embedded Board
- ◆ DIN-320 equipped with WAFER-C800EV-1G/E667EV-733 VIA Embedded Board
- ◆ Ship with memory: DIN-300 with 64MB, DIN-310/DIN-320 with 128MB,
- ◆ Drive Bay support  
DIN-300: internal 1 x 2.5" HDD  
DIN-310, DIN-320: 1 x Removable 2.5" HDD
- ◆ Built-in one PCMCIA type II socket(DIN-320)
- ◆ External I/O Port: RS-232/422/485. LAN, VGA, Audio, Mouse, Keyboard, and USB, Print port
- ◆ DIN-300/310: Optional PM-1038, 2-slot PCMCIA PC/104 module (Design for Wireless LAN application)
- ◆ Standard Power Supply
  - DIN-300: 20W, 90V-265VAC or 24V DC Input.(+5V@4A, +12@0.75A)
  - DIN-310/320: standard equipped with 40W Power Supply (+5@3A, +12@2A)
- ◆ Color: Dark Blue (PANTONE 433C)
- ◆ Full Test and Burn-in in house to meet industrial application requirement
- ◆ Operation temperature: 0~50°C
- ◆ Vibration: 5~17Hz, 0.1" double amplitude displacement  
17~640 Hz, 1.5G acceleration peak to peak
- ◆ Shock: 10G acceleration peak to peak (11ms)
- ◆ Relative Humidity: 5~95%, non-condensing.
- ◆ Dimensions: 172.2(W) x 116(H) x 157.8(D)mm
- ◆ NET/GW: 1/2 (kg)

## Dimensions



## Ordering Information

### Embedded PC based controller system

Model	SBC	RAM
DIN-300 DIN-300-24V	WAFER-5820-R3	64MB
DIN-310-R2 DIN-310-24V-R2	WAFER-6820-733	128MB
DIN-320 DIN-320-24V	WAFER-C800EV-1G WAFER-E667EV-733	128MB

Note: DIN-3XX-24V 24VDC Input